

Stratus **Mobile**

Cordless & Cellular Headset

The perfect complement to enhance the freedom your cordless/cellular telephone provides! Its convertible style gives you maximum versatility—wear it with the headband or over your ear for hands-free communications any time you use your cordless/cellular telephone.



GN Netcom, Inc.

77 Northeastern Blvd., Nashua, NH 03062

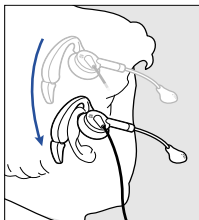
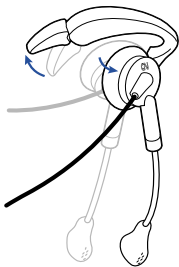
GN Netcom, Inc. reserves the right to change specifications without notice.
©Copyright GN Netcom, Inc. 1999. All rights reserved.

How to wear Stratus Mobile over your ear.

Stratus Mobile is fully adjustable & designed for all day comfort. Putting it on is easy, just follow the steps below.

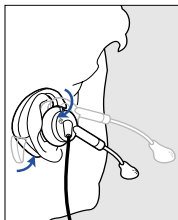
Step A.

Swing the ear capsule away from the receiver and slide the ear capsule behind your ear until the saddle of the hook rests on the uppermost part of your ear.



Step B.

Starting forward of the ear, use your thumb and index finger to rotate the capsule to a comfortable position behind your ear.



Step C.

Use your thumb to push the lobe hinge to a gentle but snug rest behind your ear lobe.

Wear Stratus Mobile on either ear.

Your headset comes packed ready to wear on your right ear. To wear it on your left ear simply:

Step A.

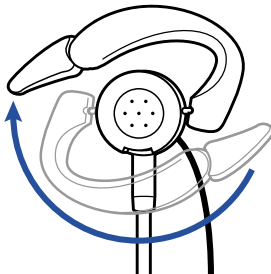
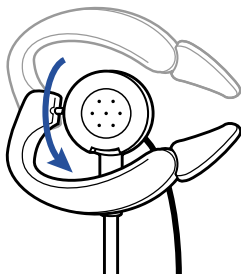
Hold the receiver assembly in your left hand with the microphone boom perpendicular to the floor.

Step B.

With your right hand, flip the ear capsule down.

Step C.

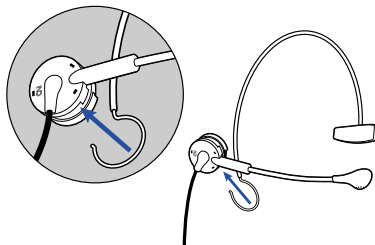
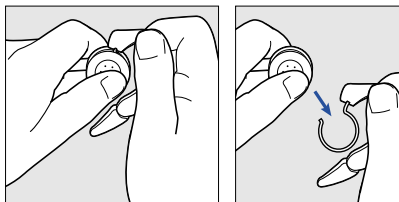
Rotate 180 degrees clockwise if you are going from right ear to left ear, counterclockwise if you are going from left ear to right ear.



How to Remove the Ear Capsule How to Install the Headband

Remove the ear cushion. Firmly grasp the top of the ear capsule at the saddle. Pull down and out, releasing the C-ring from the receiver housing.

Align the groove on the acoustic module with the "C" shaped wire-ring on the headband and snap it in.



How To Obtain GN Netcom, Inc. Factory Warranty Service

1. Repack unit in the original carton, if available. Include proof of purchase & a description of the malfunction.
2. Ship prepaid by the carrier of your choice to:

GN Netcom, Inc. Factory Service Center • 77 Northeastern Blvd., Nashua, NH 03062

For customer service & technical support, call Toll Free **1-800-345-8639**




BUSINESS REPLY MAIL

FIRST CLASS MAIL PERMIT NO. 2355 NASHUA, NH

POSTAGE WILL BE PAID BY ADDRESSEE

NO POSTAGE
NECESSARY
IF MAILED
IN THE
UNITED STATES



GN Netcom, Inc.

77 Northeastern Blvd.
Nashua, NH 03062-9939



Limited One Year Warranty with Factory Service

54-0050 A

GN Netcom, Inc. warrants to the end user that this Product shall be free from defects in workmanship or material for a period of one (1) year from the date of manufacture that is indicated by date code on the unit. GN NETCOM, INC. advance date codes its products to allow for delivery and sales. This warranty is voided by removal of the factory seal or by repair or attempted repair by any party other than GN NETCOM, INC..

During the warranty period, if this Product is found to be defective under normal installation, use and service, GN NETCOM, INC. shall, as its option, repair or replace it with new or reconditioned product. The customer pays freight in and GN NETCOM, INC. pays return shipping charge. GN NETCOM, INC. factory service units bear a seal certifying they meet FCC, UL and OSHA requirements. Parts and labor used in repairing or replacing the Product will be warranted by GN NETCOM, INC. for ninety (90) days from the date the Product is repaired, or for the remainder of the original warranty period, whichever is longer.

This warranty does not cover defects resulting from misuse, accidents, service by unauthorized technicians, failure to follow instructions, fire, flood and acts of God. Specifically exempt from warranty are limited-life consumable components subject to normal wear and tear, such as ear cushions, ear tips, mic screens and lapel clips. GN NETCOM, INC. does not warranty this Product to be compatible with any particular telephone equipment. GN NETCOM, INC. does not assume responsibility for transportation damage. Claims for damage in shipment must be filed directly with the carrier and/or insurance company. If the Product is no longer covered by this GN NETCOM, INC. warranty, there will be a charge for its repair if it is deemed repairable by GN NETCOM, INC. You may obtain a quote for the repair charge and arrange for such repair by calling GN NETCOM, INC., Factory Service Department, at 1-800-345-8639.

This warranty sets forth all of GN NETCOM, INC. responsibilities regarding this Product. Repair or replacement at the GN NETCOM, INC. Factory Service Department is your exclusive remedy. This warranty is the only one GN NETCOM, INC. gives on this Product. Except as set forth herein, GN NETCOM, INC. makes no other warranty or condition, express or implied (by statute, common law, trade usage or otherwise) including, without limitation, warranty of fitness for a particular purpose and of merchantability. In no event shall GN NETCOM, INC. be liable for loss of time, inconvenience, loss of use of the Product, or property damage caused by this Product or its failure to work or other incidental or consequential damages. This warranty gives you specific legal rights and you may also have other rights, which vary from state to state.

FCC Registration Information

FCC Rules and Regulations, Part 68, states; Upon request of your telephone company, you must notify them of the following:

- Intention to connect an FCC Part 68-registered device to the telephone company network.
- Registration number and ringer equivalence (located on the bottom of the amplifier).
- When the headset amplifier is removed from the telephone company network.

Telephone utilities reserve the right to temporarily discontinue service in the unlikely event that your ACS headset amplifier causes problems to the telco network. The telephone company may make changes in facilities which may effect the user's equipment; however the user shall be given adequate notice in writing to allow the user to maintain uninterrupted service. In case of equipment trouble the user must contact the manufacturer.

 **Netcom, Inc.**

 **Stratus**
Mobile

One-Year Warranty Registration Card

Name _____ Title _____

Company _____ Telephone _____
(Last) (First)

Address _____

City _____ State _____ Zip _____

How did you find out about Stratus Mobile?

Advertisement Distributor Other _____

Was installation easy? Yes No Tel. Mfg. _____

Purchased From _____ Date _____

City _____ State _____ Telephone _____

How many headsets in use at your location? 1-25 26-50 51-100 100+